

FEATURES

PETERMANN

TECHNIK

Time & Frequency Components

- HIGH RELIABILITY FOR LOW COST
- FREQUENCY STABILITY TO +/-15 PPM
- JITTER OPTIMIZED DIP 8 CLOCK OSCILLATOR
- EXCELLENT CLOCK SIGNAL GENERATOR FOR DSP'S AND CPU'S
- EXTENDED TEMPERATURE RANGE TO -40/+85°C

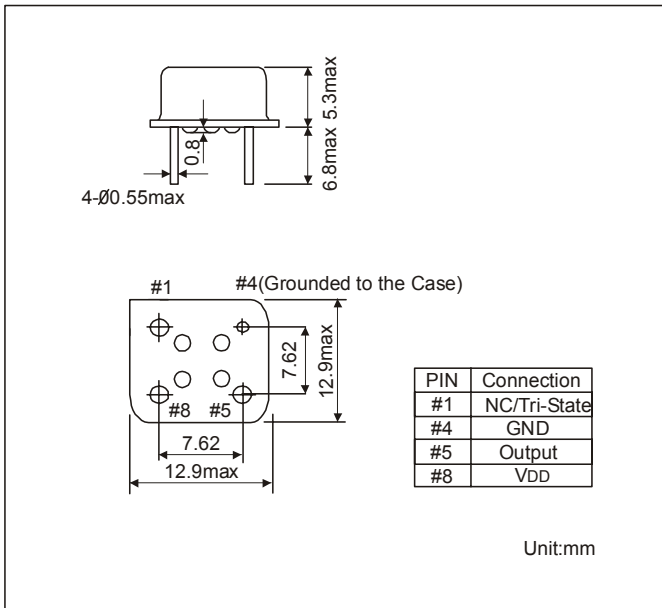
SERIES		M2552	
PACKAGE		8 PIN DIP	
FREQUENCY RANGE		125.0 ~ 160.0 MHz	
FREQUENCY STABILITY		+15 ~ +/-100 ppm	
AGING		+5 ppm after first year	
OPERATING TEMPERATURE RANGE		0/+70°C ~ -40/+85°C	
STORAGE TEMPERATURE RANGE		-55/+125°C	
INPUT		VOLTAGE	+5.0 VDC +/-10%
		CURRENT	80 mA max.
OUTPUT	SYMMETRY	STANDARD	40/60%
		OPTION	45/55%
	RISE AND FALL TIME HCMOS		10 ns max. (10% VDD ~ 90% VDD)
	RISE AND FALL TIME TTL		10 ns max. (0.4V ~ 2.4V)
	"0" LEVEL	HCMOS 5.0 VOLT	10% VDD max.
	"1" LEVEL		90% VDD min.
	"0" LEVEL	TTL 5.0 VOLT	0.4 V max.
	"1" LEVEL		2.4 V min.
LOAD	TTL	10 TTL	
	HCMOS	15 pF	
PIN 1		STANDARD	WITHOUT ENABLE/DISABLE FUNCTION
		OPTION	WITH ENABLE/DISABLE FUNCTION
TRISTATE LOGIC TABLE		PIN 1 INPUT	
		2.0V MIN. OR NOT CONNECTED	
		0.8V MAX. OR GND	
		PIN 8 OUTPUT	
		OSCILLATION	
		HIGH IMPEDANCE	
PIN CONNECTION		SEE OUTLINE DRAWINGS	
START-UP TIME		10 ms max.	
PERIOD JITTER RMS		25 ps max.	
OTHER PARAMETERS ARE AVAILABLE ON REQUEST / CREATE HERE YOUR SPECIFICATION			

PART NUMBERING SYSTEM

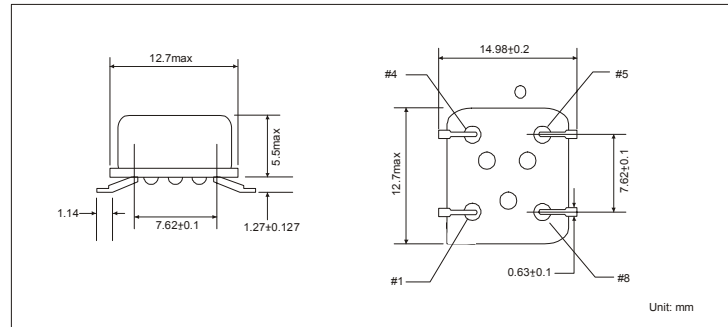
EXAMPLE	M2552-25-W-S-E-G-155.520MHz
----------------	-----------------------------

SERIES	M2552
FREQUENCY STABILITY	BLANK FOR 100 PPM ANY 50 ~ 15 PPM
TEMPERATURE RANGE	BLANK FOR 0/+70°C N = -10/+60°C M = -20/+70°C W = -40/+85°C
SYMMETRY	BLANK FOR 40/60% S FOR 45/55%
PIN 1 ENABLE/DISABLE	BLANK FOR NO E/D E FOR E/D
PIN CONFIGURATION	BLANK FOR DIP G FOR GULL WING
FREQUENCY	REQUIRED FREQUENCY

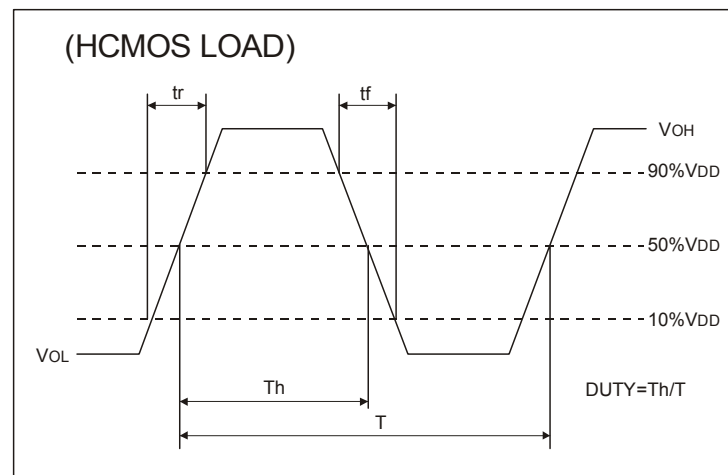
OUTLINE DRAWING OF M2552



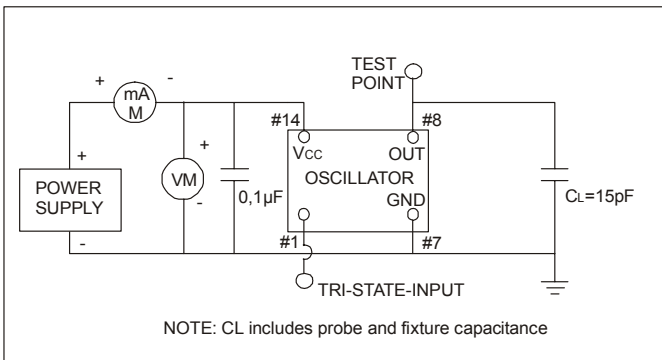
OUTLINE DRAWING OF M2552 GULL WING



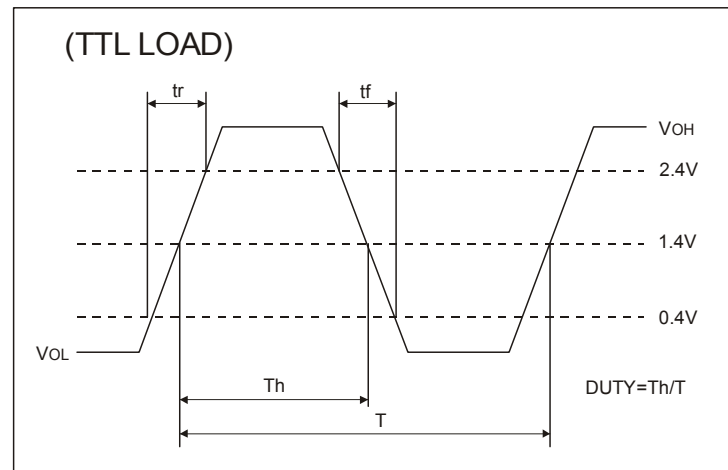
HCMOS OUTPUT WAVE FORM



TEST CIRCUIT FOR HCMOS



TTL OUTPUT WAVE FORM



TEST CIRCUIT FOR TTL

